



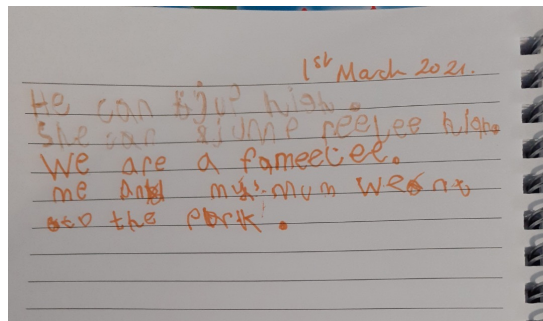



STARS OF THE WEEK


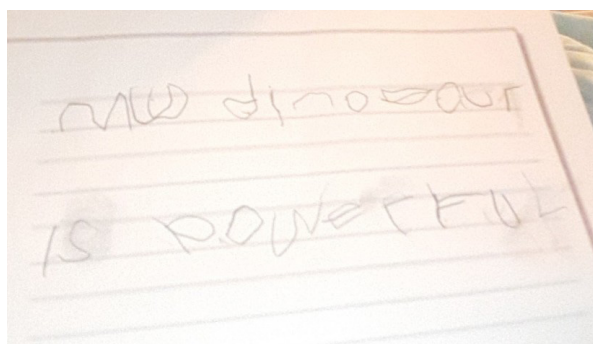
Class	Name	Reason
RF	Sofia L-P	Sofia has been a superstar this week especially in her literacy work. She has really immersed herself into the world of 'Dinosaurs love underpants': creating dinosaur habitats, drawing her own dinosaur 'Shimmer and Sparkle' and adding labels and captions. Not only that, Sofia wrote her own dinosaur sentence - "My dinosaur has rainbow stripes and is little." Fantastic job, Sofia!



RL	Aamina S	Aamina has been an absolute super star throughout online learning. She takes part in every activity and always gives 100% effort. Aamina has become really confident with using her phonics knowledge to write sentences. This week she drew a wonderful dinosaur and wrote some fabulous labels and captions. Aamina also wrote sentences which included Phase 3 tricky words. Well done, Aamina, we are all so proud of you!
----	----------	--



RM	Francesca A	I am very excited to award Francesca with star of week this week. Fran has blossomed over the last half term and I have been amazed by her resilience and commitment to improve her work. Francesca's literacy work has come on leaps and bounds and I have been particularly impressed with her sentence writing. She always remembers to include all the important features of a sentence and has been thinking of some really wonderful adjectives to make her sentence more interesting. I am so proud of you!
----	-------------	--





STARS OF THE WEEK

Class	Name	Reason
1J	Bradley H	Bradley is always keen to challenge himself in his lessons online, meaning that he continually impresses all of his teachers. This week we loved seeing Bradley apply his new Phase 5 phonics knowledge to write different sentences. Well done, Bradley!

Type a sentence about the picture. Challenge - try and use a tricky word in your sentence. 1 / 0

The crown is royal.

Add individual feedback

1M	Hashim H	Hashim has worked hard every day whilst learning online. He impressed his teachers this week by writing a fantastic dinosaur poem, in which he applied his phonics knowledge impressively. You are a star, Hashim, well done.
----	----------	---

What sound do they make when they are walking?
 Boom,boom, went the dinosaur feet.

What sound do they make when they are eating?
 Munch,munch,went the dinosaur teeth.

What sound do they make when they are flying?
 Woosh,woosh,went the dinosaur wings.

1P	Nina G	Nina makes positive contributions to class meets each day, as well as working hard to complete all of her lessons. This week Nina applied her knowledge of coins to add different amounts. Keep it up, Nina, you are amazing!
----	--------	---

✓ 20p + 20p + 10p = 1 / 1

40p

50p ✓

60p

Add individual feedback

✓ 50p + 5p + 1p 1 / 1

55p

56p ✓

65p

Add individual feedback

Challenge - My answer is 14p. Can you type an addition number sentence that could make this answer? 1 / 0

4p+10p _____

Add individual feedback



STARS OF THE WEEK

Class	Name	Reason
2C	Haleema M	Haleema has worked extremely hard on the Google Classroom and has impressed all of her teachers. She logs in every day and completes her work to the best of her ability. Have a look at her wonderful reading work below! Haleema also regularly attends our Class Meets and joins in with all of our games and discussions. Great work, Haleema!

Activate clarify

Fill in my sentences to show you understand the new words:

The front of a skateboard: balance_____.

A type of competition: contest_____.

Someone who is very good at something: expert_____.

nose

skating

chalk

crash

contest

balance

slope

ramps

lift

expert

course

turn

2H	Eduard-N B	Eddie has been superb in Google Classroom this week, and has tried really hard to complete his lessons. He has also been coming on the Class Meets and joining in with all of our activities. Well done, Eddie, we are very proud of you!
----	------------	---

Check-in Welcome Activate Learn Checkpoint **Practise** Reflect Review

Your turn - colour this page in using a pattern!

2T	Mohammed M	Muneeb is our star this week because he always tries his best in each lesson. This week Muneeb has been able to use a block diagram to complete different tasks. He is always willing to join in discussions and games on our Class Meets. Keep up the amazing work!
----	------------	--

BILLESLEY Primary School INSPIRE our children to succeed CREATE excitement for learning ACHIEVE EXCELLENCE

You do What is your favourite animal?

1. Which animal is the most popular?

2. How many more children liked dogs than fish?

3. How many children liked rabbits and cats altogether?

4. True or false, more children liked fish than rabbits?

Practise

BILLESLEY Primary School INSPIRE our children to succeed CREATE excitement for learning ACHIEVE EXCELLENCE

You do What is your favourite animal?

Fill in the missing information on the table.

Type of animal	Number of children
Mouse	2
Cat	4
Rabbit	3
Fish	3
Dog	5

Practise



STARS OF THE WEEK

Class	Name	Reason
3C	Kartar S K	Kartar works extremely hard on our Google Classroom and is always pushing himself to do better. He consistently does all his lessons and joins in with our Class Meets every day. I know you will be impressed if you read this extract from his own story.

When he was going back he heard a terrible scream. It was coming from where he saw the fairies earlier. He knew he had to see what was going on. When he was at the fairies village he saw a big, scary giant with blue and red clothes. The blue and red clothes have terrifying skeletons faces. The giant had yellow, rotten teeth with breath smellier than smelly socks. His skin is super hot more than the sun. Isaac quickly when back to the hotel and the giant followed him back but Isaac lost him.

3M	Hiab A	We are very proud of Hiab because he has been on our Google Classroom every day and tried almost every single lesson. The picture shows him learning new vocabulary during a reading lesson. We are also impressed that he comes back to make corrections whenever he gets comments from the teachers. Well done, Hiab!
----	--------	---

Move the sentence to match the picture:

A sport that involves moving on a board.

A competition to find a winner is sometimes called a ...

A sloping surface

The path or route to take in some sports is often called a



skating



contest

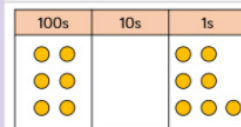


ramps



course

3O	Muhammad N	Nafay continues to take his work seriously on the Google Classroom, by trying every lesson and then responding to comments from his teachers. In the picture, you can see him beginning to explain the reasons why he knows an answer is correct. Well done, Nafay - this is what great mathematicians do!
----	------------	--



Dora: The place value chart shows 607

Jack: I think it shows 670

Who is correct? Explain your reasoning.

I think dora is correct because there is nothing in tens.



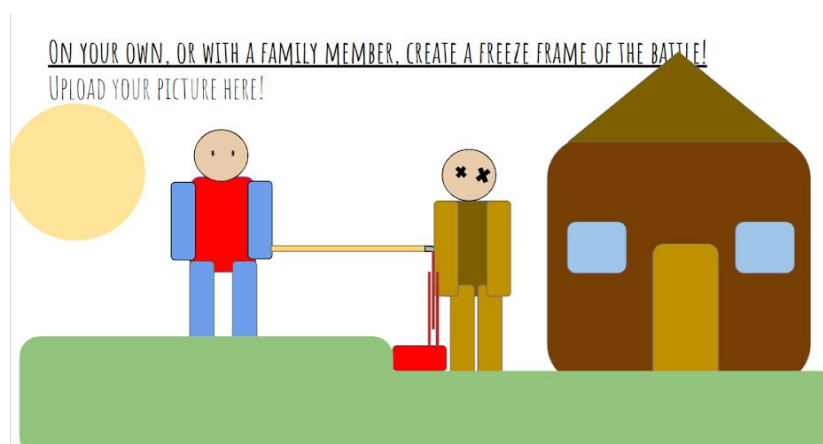
STARS OF THE WEEK

Class	Name	Reason
4B	Lily W-H	Not only has Lily impressed me with her art work this week, she has impressed me every single day. She works very hard and has produced some super work on our Google Classroom. I also love seeing her on our Class Meets and can't wait to see her smiley face in real life next week! Well done, Lily.



4L	Habib A	The attitude Habib has consistently shown to his online learning is outstanding. He tries his absolute hardest in every activity he completes and always shows pride in the work that he hands in to the teachers. I am extremely proud of you, Habib.
----	---------	--

4J	Umarah A	Umarah is such a happy soul and 4J have the pleasure to see this every day. On our Class Meets, Umarah makes her whole class laugh and on the Google Classroom, she works her hardest every single day. Umarah overcomes any difficulties she faces with her online learning and does so with a smile on her face. I am very proud of you, Umarah. Well done!
----	----------	---





STARS OF THE WEEK

Class	Name	Reason
5M	Umair B	Umair is a credit to Billesley. He is so polite, and has participated fully on our Class Meets with his lovely sense of humour. Well done and thank you, Umair.

5C	Rahim A	Rahim is trying very hard with all of his work on the Google Classroom. We are super proud of your dedication to be the best that you can be! Look at his incredible times tables.
----	---------	--

Daily times tables - type the answer in the box.

8 x 6 =	48
5 x 7 =	35
4 x 9 =	36
3 x 8 =	24
7 x 12 =	84
9 x 11 =	99
12 x 10 =	120
8 x 9 =	72
11 x 0 =	0
9 x 12 =	108



5S	Safa H	I nominate Safa this week as she is always present on Google Meets in the morning as well as the afternoon. Safa completes all of her work and uses the feedback from the teachers to make improvements. Well done, Safa!
----	--------	---

Check-in Welcome Activate Learn Practise Reflect

Let me explain...

What fraction is equivalent to?

a) $\frac{1}{2} = \frac{3}{6}$

b) $\frac{1}{2} = \frac{5}{10}$ ✓

Check-in Welcome Activate Learn Practise Reflect Review

Let's have a go!

Change all the words in bold to the past tense.

Charlie usually **wake** up at 6am on school day. As she **was** a creature of habit, she always **opened** the window to see what the weather **was** like. Then, she **ran** to the bathroom, **brushed** her teeth and **made** her way downstairs to eat her breakfast. She **ate** her cereal quickly and then **drank** her fresh juice. Once she **was** finished, she **ran** back upstairs to get dressed. Sometimes it **takes** her a long time to style her hair. When she **was** satisfied, she **picked** up her packed lunch and **walked** to school.

Check-in Welcome Activate Learn Practise Reflect Review

Let's have a go!

NOW IT IS YOUR TURN

If you get stuck, go back to my example on slide 11!

Choose a powerful adjective that describes the object. Use this as a powerful, single word sentence.

Repeat your powerful adjective and add another word (a noun or another adjective) to build a two-word sentence.

Expand to create your third sentence.

Expand fully to create your fourth sentence.



STARS OF THE WEEK

Class	Name	Reason
6B	Muhammad K	Khobaib has produced some fantastic work in our history topic about Ancient Baghdad and has shown a real interest and understanding of the topic. Excellent work, Khobaib!

Use the link below to open google maps. Use the map that opens to drag the boxes and label the map on this slide. Add any other places in the empty blue boxes.

You will need to zoom in on Google Maps to find Baghdad (check Iraq).

<https://www.google.com/maps/d/u/0/embed?mid=1HMbbotF7ECUSKvSjyUAFVNUA&ie=UTF8&hl=en&t=p&s=AAR1sJpxsabP135ssoXugGjXHt65Njd9Pp&msa=0&ll=26.431228000000054%2C71.71875&spn=60.619894%2C119.53125&z=2&output=embed>

6HB	Hammad A	Hammad has worked so hard on our Google Classroom throughout lockdown and has been brilliant to have on our Class Meets. This week he has impressed us all with his brilliant work in writing. Well done, Hammad! You are a star!
-----	----------	---

Our Topic: Writing Instructions

Look at the questions in the boxes below and fill them in with any knowledge that you already have!

What are the purpose of **instructions**?

The purpose of instruction is to help people learn.

Who do you think the **audience** for instructions would be?

what they care about. Know what they want to hear. And by knowing them, and focusing your message, you can show them that you are a resource.

When writing instructions, what **features** do you need to include?

Title - tells the reader what it is they are making or doing. What you will need - this could be ingredients (for a recipe) or tools if the instructions are for making furniture. Chronological Order - write the instructions in time order (the order in which they need to be completed).

6S	Iqra A	Iqra is an absolute superstar! She works really hard and is an active member of our Google Classroom. We have loved seeing the excellent work she has produced over lockdown. We are very proud of you! Well done, Iqra
----	--------	---

You Do

Editing and Improving an Introduction

The introduction below is very basic method for how to make a cake so it is your task to improve it and re-write this in the pink box below, using the success criteria to improve and edit the writing.

Version 1:

Method:

- Put the ingredients in
- Stir together
- Add milk
- Whisk until soft.
- Put in cake tin and put in oven

Things to include:
Full sentences with capital letters and the correct punctuation.
Imperative verbs.
Conjunctions and different clauses to add detail.
Clear instructions to follow.

Version 2:

How to make a cake.

Start to put the ingredients in

Stir it all together

Add half a cup of milk

Whisk until smooth

Put in cake tin and put in the oven to cook



STARS OF THE WEEK

Class	Name	Reason
NUR	Rana A	For working so hard this week and taking part in lots of activities. Rana has done some wonderful counting and has tried really hard with all the World Book Day activities. Rana was able to find lots of books with different characters during our Book Scavenger Hunt. Well done, Rana!